

# Producers and Consumers

---

## MODULE 7



**PACIFIC NW**  
FEDERAL CREDIT UNION

Questions?  
[pnwfcu.org](http://pnwfcu.org) | [kristinm@pnwfcu.org](mailto:kristinm@pnwfcu.org)

# Producers and Consumers

**Lesson:** Producers and Consumers

**Grade:** 3rd

**Objectives:**

1. Students will understand the difference between an economic producer and consumer.
2. Students will understand the relationship between an economic producer and consumer.

**Vocabulary:**

1. Producer
2. Consumer
3. Good
4. Service

**Materials:**

1. Producers and Consumers Lesson Outline
2. Apple tree picture printed for projector
3. Producers and Consumers Student Worksheets (2)
4. Producers and Consumers Game Cards
5. "Producer and Consumer Game" worksheet
6. 1 die per pair/group of students
7. Scissors
8. Glue

**Procedure:**

1. Intro - Show a picture of an apple tree with an animal eating from it on the projector.
2. Ask students the following questions:
  - a. What is producing or making something in this picture? (Answer: The Apple tree)
  - b. What is consuming in this picture? (Answer: The Buck, deer, animal, etc.)
3. Say, "Just like nature naturally has producers and consumers, communities of people do too! There are people who make things for other people and there are people who use what others make. Some people even fall into both categories!"

**Discussion:**


- Can you think of people from our community who are producers? (Someone who make things or provide a service)  
Examples: Baker, farmer, kid who mows neighbors' grass, hair stylist, etc.
- Can you think of an example of a consumer? (Someone who uses the goods or services provided)

Examples: Shopping for anything, getting your hair cut, buying gas for your car, etc.

- Do you think it's possible to be a producer and consumer?
4. Hand out *Producers and Consumers Student Worksheet* – read through definitions and instructions with the students.
  5. Give students 10 minutes to complete handout.
  6. Review handout with students – Collect handout if teacher asks for it to be collected.
  7. Hand out *Producer OR Consumer* worksheet. Have students work together to cut out the pictures and paste them on the correct side of the t-chart.
  8. Hand out *Producer and Consumer Game* worksheet.
  9. Play one round of Producer and Consumer Game with the whole class.
    - a. Have one student draw a card at a time
    - b. If the student draws a consumer card invite them to roll the die and subtract the number rolled from their data sheet.
    - c. Record transaction
    - d. Invite another student to draw a card
    - e. Repeat a-c until data sheet is full.
    - f. Record total profit or loss
  10. If time allows hand out producer and consumer card decks to allow students to play in small groups.
  11. Bring whole group back together – review the concepts of consumers and producers one last time.
  12. Answer student questions.
  13. Each student will answer the following questions on an “Exit Card” to show understanding of the objectives:
    - a. If you could be any kind of producer what would you be?
    - b. Name two ways you participated in being a consumer over the last week.

**Note:** With younger students, **split the Producer and Consumer cards into two decks**. One with **only Producer cards**. This way students will be well into the positive before drawing a consumer card. If students have learned to add negative integers including all the cards in one deck is great practice! Be prepared to explain how a business could go into the negative. A few explanations could be:

- Investing their own money
- Taking out a loan
- Bringing on investors



Name \_\_\_\_\_ Date \_\_\_\_\_

## Producers and Consumers

**Producers** are sellers. Producers are people or companies that make goods. Producers can also provide services. Producers sell their goods or services.

**Consumers** are buyers. Consumers buy the goods and services offered by producers. Consumers spend money to get the things they need and want.

Many producers must buy goods and services to offer their products. Then, they sell their goods and services to others. So, some producers are both buyers and sellers.

**Goods** are the items people make or grow and sell.

**Services** are the ways in which people can make money by helping someone else.



Tim is a farmer who grows corn. He is a producer. To grow his corn, he must buy seeds from another company. He must also buy other supplies to grow the corn. He must buy equipment to work his fields. So, Tim is a buyer too. Jane's store buys corn from Tim. Then, the store sells the corn to its customers. So, Jane's store is a buyer and a seller too!

**Directions:** Choose a word from the box to complete each sentence.

Services	Sell	Buy	Goods
----------	------	-----	-------

1. Producers offer \_\_\_\_\_ and \_\_\_\_\_ to consumers.
2. Consumers \_\_\_\_\_ goods and services.
3. Many producers both buy and \_\_\_\_\_ goods and services.

Name \_\_\_\_\_

Date \_\_\_\_\_


## Producer OR Consumer?

**Directions:** Please cut out each picture/description at the bottom of the page. Decide if it is a producer or consumer and glue it to the correct side of the chart.

Producer	Consumer



Farmer



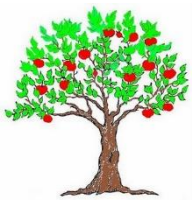
Grocery Shopping



Airplane Pilot



Lemonade Stand



Apple Tree



Getting hair done



Buying a pair of shoes



Buying a lollypop



Name\_\_\_\_\_ Date\_\_\_\_\_










## Producers and Consumers Game

### Balancing Your Account

#### Directions:

- Take turns drawing from the producer and consumer deck of cards.
- For each consumer card you pick, record your earnings.
- For each producer card you pick, roll the die to determine how much you need to spend on your business, record the amount spent.
  - One=\$1, two=\$2, etc. \$6 is the max money spent on a single roll.
- After each turn add (for a producer card) or subtract (for a consumer card) the amount you earned or spent. Record the total in the “Total \$\$” column after each turn.
- After all the cards have been drawn look to see whose company profited more.

Description of Transaction	Amount Earned or Spent	Total \$\$

Exit Card – Name: _____  	Exit Card – Name: _____  
Exit Card – Name: _____  	Exit Card – Name: _____  
Exit Card – Name: _____  	Exit Card – Name: _____  
Exit Card – Name: _____  	Exit Card – Name: _____  
Exit Card – Name: _____  	Exit Card – Name: _____  